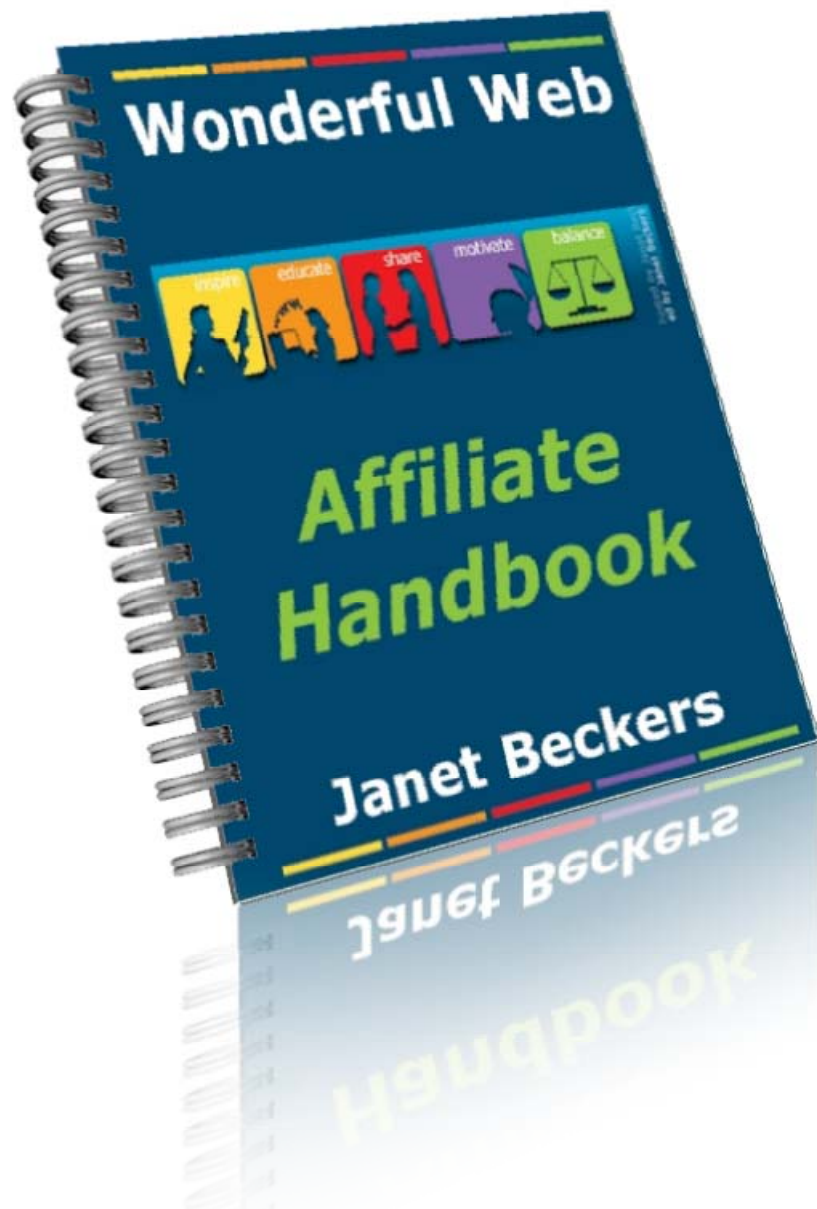




WONDERFUL WEB  
WOMEN





## Welcome to *the Wonderful Web Affiliate Handbook!*

*The purpose of this handbook is to explain to you how our affiliate program works and teach you some tricks of the trade so you can start earning commissions today.*

### Firstly, what is an affiliate program?

An affiliate program is a way for you to be rewarded every time you refer someone to our websites – and they go on to buy one of our products or invest in our services. It doesn't even have to be straight away, it could be in a year's time, and you will still be rewarded.

- Do you know people who are keen to learn how to make money on the Internet? You've been to our website so you know that there are excellent resources there which will help them.
- You probably would have told them about the Wonderful Web group of websites anyway – so why not get rewarded for doing something you would have done anyway?
- How do we know it was you who referred a buyer?

We provide you with a special link to our *Wonderful Web sites* which is unique to you; every affiliate has a different link.

The main site you will send people to is [www.wonderfulwebwomen.com](http://www.wonderfulwebwomen.com). You can also send people directly to topic specific web pages for promotions we have. You will be provided with a unique link for each site.

There are heaps of resources in our Affiliate Area that you can use to promote our sites. You may refer someone to one of our sites and if they then go on and purchase another one of our products, even if it's much later on, you will still get a commission.



**Insert your links in an email or on your website.**

When someone clicks on your links, our software tracks them. As soon as they buy one of our products, our software records that it was your link that sent them to our websites and then you get rewarded.

As long as they use the same computer (which most people do) they could buy something in a year's time and our software will still know it was you who originally referred them.

### What do you have to do as an affiliate?

**First, let me explain how people tend to buy from our Wonderful Web sites.**

Usually people find out about our websites through a friend or an associate, through the search engines, from an article I have written, or they have heard me speak at a conference or business event.

**Using the example of Wonderful Web Women, most people will join up for training on Romance Your Tribe and take The Success Quadrant Quiz.** Some people join our programs straight away. Other people may not upgrade until they have been on our mailing list for a while. Our free training is designed to help people decide what program is best for them and to build a trusting relationship with them.

**So the best thing an affiliate can do is to get someone to click on your affiliate link so they can sign up for free training.**

**Your job is to provide the referral to the site and we take it from there.** Your enthusiastic recommendation is usually all it takes.

**Sounds good so far? If you're ready to be rewarded every time you refer someone to one of our sites, then read on to get started.**



## Get Rewarded For Referring Other Affiliates Too

We know you may know other people who would also make great affiliates for Wonderful Web Women. So we want to make sure we reward you for recommending other partners to us.

**So how do we do that?**

Our affiliate program has a very generous 2<sup>nd</sup> tier. This means, if someone clicks on your affiliate link and visits the Wonderful Web Women sites, is so impressed with what we do that they sign up to our affiliate program too, then you will be flagged in our database as the person who introduced them to us.

**If that person (the second affiliate) promotes us and one of their followers purchases from us, then 2 things happen:**

1. The second affiliate earns a generous commission for referring the sale
2. YOU also receive a bonus commission of about 5% to 10% of that sale.

So you make a commission on a sale you didn't even refer. You win every time one of your second tier affiliates refers a sale to us.

**So, as you can see, you build your business in 2 ways:**

1. By referring potential customers to us (you get a commission on all sales)
2. By referring other affiliates to us (you get a bonus commission on all THEIR sales)

To recommend us to other affiliates, simply send them an email with your affiliate link to our websites. Tell them to have a look around and if they love what we do, then join our affiliate program. It all happens automatically after that.



## Let's Get Started

### *Step 1: Sign up for PayPal*

[www.paypal.com](http://www.paypal.com)

*This is how your affiliate commissions are paid.*

- It is free and easy to do. You will need to enter an email address into PayPal, make sure you enter this email address in the affiliate sign up form in Step 2 so we can pay you straight into your PayPal account every month.

*PayPal is one of the best and most secure ways to make payments on the web.*

- A balance builds up in your PayPal account which you can use to make other on-line purchase or you can transfer that balance into your own bank account with just a couple of clicks.



## Step 2: Sign up as an affiliate on The Wonderful Web Women website

<http://wonderfulwebwomen.com/affiliates/signup>

*Fill-out the form online. After submitting the form, you will receive a welcome email with your affiliate link.* Shown in the next page is an example email that an affiliate receives after signing up for our affiliate program. It contains the information that will enable you to login to your affiliate area and your unique affiliate link that you can use to recommend people to join Wonderful Web Women.

You'll notice that sometimes we use the word "affiliate" and other times "referral partner". They are the same thing. We use both because "affiliate" is the term most often used in our industry, and "referral partner" is the term used by our affiliate software.

### Welcome to the Wonderful Web Referral Partner Program

Hi Ferraiza Cyriz Velasquez

It's a pleasure to welcome you to The Wonderful Web Referral Partner Program.

First let me thank you for your belief in us and our ability help your referrals achieve their goals in business. You can be confident we will welcome them and treat them well.

We have quite a few programs to help your referrals and each program has marketing tools to help you market easily.  
You can find info on all the referral programs in our Referral Partner Resource Area.

**Your details are all below.** (It's a good idea to save this email for reference)

We'll let you know when we have promotions coming up and when we hold Partner Training webinars. If you have any questions at all, please contact us by replying email.. We are looking forward to hearing from you.

Cheers  
Janet

P.S. Remember our program is a 2-tiered program. So if you have colleagues who you think will also make great Referral Partners, contact them and invite them to join our program. Make sure they click on your affiliate link to visit our site so you will automatically be noted as their Referrer. Then watch the commissions pour in.

P.P.S. You haven't been automatically added to our newsletter list. If you'd like to join our general list to keep up to date, [just click here](#).

#### Referral Partner Details

Referral Partner Resource Area: <https://fu105.infusionsoft.com>

User name :  
Password:



### Step 3: Log in to your affiliate page

- In your welcome email, you will see the *Referral Partner Details*. Click on the *Referral Partner Resource Area* link.

**Referral Partner Details**

Referral Partner Resource Area: <https://fu105.infusionsoft.com>

- Another way to login is to go to this page: <http://wonderfulwebwomen.com/affiliates/login>
- You will be redirected to an Infusionsoft login page.
- Enter you *username* and *password* and click *login*.

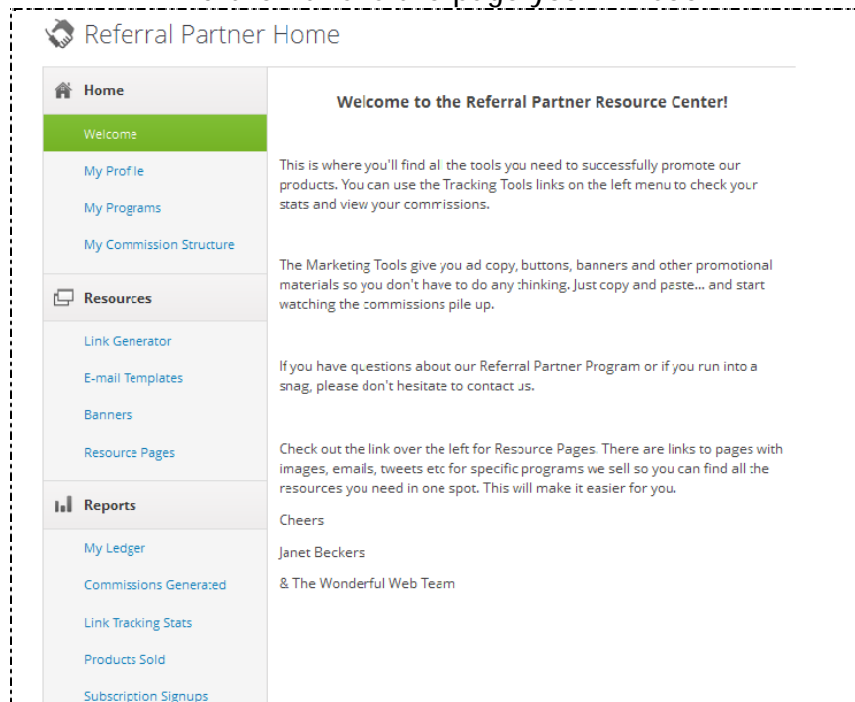
The screenshot shows the Infusionsoft login interface. At the top is the 'Infusionsoft' logo. Below it are two input fields: 'Username' and 'Password'. Under the 'Password' field is a checkbox labeled 'Remember Me'. To the right of the checkbox is a 'Login' button. At the bottom of the form is a link that says 'Forgot your Password?'.



You will be directed to *Referral Partner Center*. Click on *Go to Referral Partner Center*



And then this is the page you will see:







## Finding your way around the Affiliate Resource Area

After logging into: <http://wonderfulwebwomen.com/affiliates/login>

This is the page you will see

### Referral Partner Home

<b>Home</b>	<b>Welcome to the Referral Partner Resource Center!</b>
Welcome	
My Profile	This is where you'll find all the tools you need to successfully promote our products. You can use the Tracking Tools links on the left menu to check your stats and view your commissions.
My Programs	
My Commission Structure	
<b>Resources</b>	The Marketing Tools give you ad copy, buttons, banners and other promotional materials so you don't have to do any thinking. Just copy and paste... and start watching the commissions pile up.
Link Generator	
E-mail Templates	If you have questions about our Referral Partner Program or if you run into a snag, please don't hesitate to contact us.
Banners	
Resource Pages	Check out the link over the left for Resource Pages. There are links to pages with images, emails, tweets etc for specific programs we sell so you can find all the resources you need in one spot. This will make it easier for you.
<b>Reports</b>	Cheers
My Ledger	Janet Beckers
Commissions Generated	& The Wonderful Web Team
Link Tracking Stats	
Products Sold	
Subscription Signups	



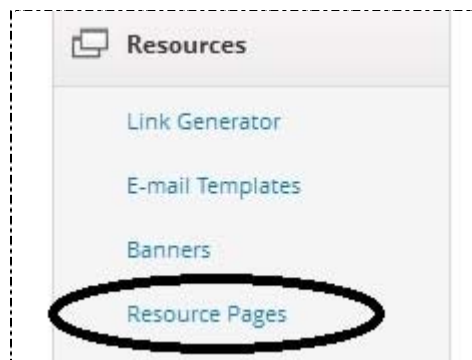
## Referral Partner Area

Under *Home*, click *My Programs*.



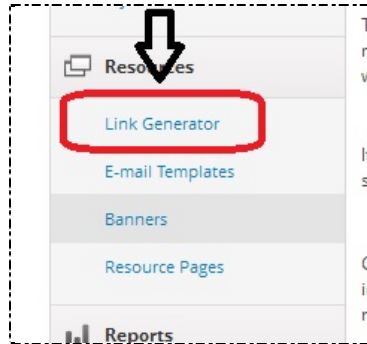
There you will see the affiliate programs you are entitled to promote. You can promote at least 3 websites.

From *Resources*, click *Resources Page* to see what are available.





For more *resources*, you may click *Banners or Link Generator*.



If you want to create a tracking link for one of your sub-referral partners, or if you want to get your affiliate link to promote our different free resources and programs, you will need to use the *link generator tool*.

My Referral Partners

Code	Name
No results to display	

My Ads Create Ad

Edit	Name	Code	Type
No results to display			

Generate Link

Who is driving the traffic:

Where are you driving traffic to:

Which ad are you using to drive the traffic:

The *link generator* allows you to generate tracking links you can use in your marketing efforts so that you receive credit for leads that are generated and orders that are placed. You can quickly access any of your own tracking links by copying them from the "My Sales Websites" section.

<http://www.WonderfulWebWomen.com>  
Niche Partners Pty Ltd  
ACN: 118 567 196  
ABN: 85 118 567 196

E: [theteam@wonderfulwebwomen.com](mailto:theteam@wonderfulwebwomen.com)  
p: 02 4368 3760  
f : 02 8572 6013  
PO Box 6356, Kincumber, NSW. 2251



WONDERFUL WEB  
WOMEN



NAME	CODE	WEBSITE	MY TRAINING CODE
90 Day RYT Sales Page	ryt	<a href="http://wonderfulwebwomen.com/s">http://wonderfulwebwomen.com/s</a>	<a href="https://fu105.infusionsoft.com/go/ryt/fcyrizv/">https://fu105.infusionsoft.com/go/ryt/fcyrizv/</a>
90 Day RYT: Webinar Squeeze page.Profitable Avatar Free webinar	avatar	<a href="http://www.wonderfulwebwomen.c">http://www.wonderfulwebwomen.c</a>	<a href="https://fu105.infusionsoft.com/go/avatar/fcyrizv/">https://fu105.infusionsoft.com/go/avatar/fcyrizv/</a>
CLEAR Time sales page	clear	<a href="http://wonderfulwebwomen.com/s">http://wonderfulwebwomen.com/s</a>	<a href="https://fu105.infusionsoft.com/go/clear/fcyrizv/">https://fu105.infusionsoft.com/go/clear/fcyrizv/</a>
Mastermind Mastery Sales Page	mastermind	<a href="http://wonderfulwebwomen.com/s">http://wonderfulwebwomen.com/s</a>	<a href="https://fu105.infusionsoft.com/go/mastermind/fcyrizv/">https://fu105.infusionsoft.com/go/mastermind/fcyrizv/</a>
Me TV	metv	<a href="http://wonderfulwebwomen.com/m">http://wonderfulwebwomen.com/m</a>	<a href="https://fu105.infusionsoft.com/go/metv/fcyrizv/">https://fu105.infusionsoft.com/go/metv/fcyrizv/</a>
Me TV Sales Page only	metvsales	<a href="http://wonderfulwebwomen.com/s">http://wonderfulwebwomen.com/s</a>	<a href="https://fu105.infusionsoft.com/go/metvsales/fcyrizv/">https://fu105.infusionsoft.com/go/metvsales/fcyrizv/</a>
Power of100 Book	po100	<a href="http://thepowerof100book.com/">http://thepowerof100book.com/</a>	<a href="https://fu105.infusionsoft.com/go/po100/fcyrizv/">https://fu105.infusionsoft.com/go/po100/fcyrizv/</a>
Shine Online Free Entry Quadrant Quiz. Leads upsold to shine online	quadrant-quiz	<a href="http://www.thequadrantquiz.com">http://www.thequadrantquiz.com</a>	<a href="https://fu105.infusionsoft.com/go/quadrant-quiz/fcyrizv/">https://fu105.infusionsoft.com/go/quadrant-quiz/fcyrizv/</a>
Shine Online Sales Page	shine	<a href="http://www.shineonlinecoaching">http://www.shineonlinecoaching</a>	<a href="https://fu105.infusionsoft.com/go/shine/fcyrizv/">https://fu105.infusionsoft.com/go/shine/fcyrizv/</a>
The Law of Attraction in Action	loa	<a href="http://wonderfullawofattractio">http://wonderfullawofattractio</a>	<a href="https://fu105.infusionsoft.com/go/loa/fcyrizv/">https://fu105.infusionsoft.com/go/loa/fcyrizv/</a>
Wonderful Web Women Free Training (Romance your Tribe): Leads upsold to gold mebership	wwwomen	<a href="http://www.wonderfulwebwomen.c">http://www.wonderfulwebwomen.c</a>	<a href="https://fu105.infusionsoft.com/go/wwwomen/fcyrizv/">https://fu105.infusionsoft.com/go/wwwomen/fcyrizv/</a>



#### *Step 4: Get paid*

*This is the important part!*

All your sales and commissions are recorded and you can check at anytime to know exactly how much you have earned.

Simply log in to *Referral Partner Home*. The *Reports Area* is where you see how much money you have made through affiliates sales.

We pay all our affiliates in the first week of each month. This is for any sales that you referred and have completed the 30 day refund period successfully.

We LOVE sending affiliate payments every month. It means your business and our business is growing through our partnership.



## 8 Proven Affiliate Promotion Strategies

Now you're ready to promote the **Wonderful Web** sites. Below are 8 tried and tested ways to do this. I recommend you apply them step-by-step.

### 1. Announce the Wonderful Web sites to your list of contacts.

Most people have an email list of several people they know and do business with. Some have extensive email and e-newsletter lists. The first thing you want to do is introduce the Wonderful Web sites to your list of contacts.

Make it personal. You don't want to come across as SPAM. Since your contacts know you and trust you - simply be yourself and write as though you were speaking to them in person.

We have created some sample emails that you can send out. You can find them in the *Referral Partner Resource Area* (<http://wonderfulwebwomen.com/affiliates/login>) You can use them exactly as they are written, though I suggest that you edit them so that you can add your personal touch.

If you want to write your own message, here are 3 valuable tips:

- **Be Aware of Your Target Reader's Needs:** Understand benefits and features of the products that will appeal to them.
- **Share your experience:** Give concrete examples of how the product or service (whether purchased or one of the freebies) has worked for you. Don't just say you love it... illustrate the benefits it has provided to you.  
Ex. *"Just one simple idea Janet mentioned in her newsletter increased my profit overnight."*
- **Provide Information, Not Necessarily a Sales Pitch:** They'll get a sales pitch when they get to our website. Keep the tone informational and friendly... gain the trust of your reader first. Your job is to recommend the visitor to our site. We'll close the sale.



## 2. Personal Sharing and Referrals

Often the way people share the Wonderful Web sites is during an in-person meeting or telephone conversation. The topic of Internet Marketing and success comes up and you mention the site and the great resources there. The natural response from your friend, client or colleague is to ask for more information. You give them the address to Wonderful Web sites and they check it out. **What's missing is that you didn't use an affiliate link** and you'll receive no credit for that referral. So instead, you can say something like this:

*"Let me send you a link to the site by email so that you don't lose it."* Then you can send them an email with your affiliate link.

## 3. Promoting in your e-Zine or newsletter

If you send out a regular eZine, email or post a newsletter, you can promote the Wonderful Web sites at the bottom of every newsletter. This really works.

Simply put a heading at the bottom of your newsletter called "Services I use and recommend". Then you can send out a short blurb with your affiliate link. There are heaps of samples you can use in the affiliate area.

## 4. Put your affiliate link in your email signature

Whenever you send an email you should include a signature. This is the blurb that goes out automatically at the bottom of every email with your name, title and contact details. Each email program does it slightly differently so look up "create signature" in your email program.

Your signature doesn't only have to have your contact details. This is a great place to insert a blurb about your business (a one line statement about what you do). You can also add a few lines of "Services I recommend" just like you did when you included your affiliate link to the bottom of your newsletter in step 3.



## 5. Social Media

You can get great results recommending our free training through Facebook, Linked In, Twitter, Google + and Youtube.

The best way to do this is through very informal and conversational referenes. After all, social media is a more natural and informal way of communicating and it is natural to recommend resources that will help your friends.

I recommend you shorten your affiliate link using a service such as <https://bitly.com>.

This is a whole marketing module and there are many great ways you can use social media to promote as an affiliate.

## 6. Writing your own article for your newsletter or website

Write articles about internet marketing. You can include a subtle recommendation for Wonderful Web group within the article or in your signature line.

### *Article Writing Tips:*

**Provide "real" information and tips in your articles.** Make sure it doesn't sound like a sales pitch. Any recommendations you make should be added value to your article. The recommendation should not be its main purpose.

Some marketers say to never put your recommendation or what you are selling in the body of your article. They say it belongs in your byline. But let's be serious. People will read your article, but they don't always read the byline. They are just grateful to get good information. As long as you write a highly informative article, your recommendation certainly has a place within the article itself.

When writing your articles, always keep your target reader and their desires in mind.





## Getting Your Articles Published:

Of course, you should publish your articles on your website and in your newsletter. You can also find other web publishers to run your articles as well. Many will not mind the inclusion of an affiliate link, as long as your article contains good, solid content.

## Where to Send Your Articles for Publishing & Consideration

We have compiled a list of places that accept Ezine article submissions. Be sure to read all the submission guidelines before sending your articles.

<http://www.ClickforContent.com>

<http://www.GoArticles.com>

<http://www.EzineArticles.com>

<http://www.MakingProfit.com>

<http://www.IdeaMarketers.com>

<http://www.ArticleCentral.com>

<http://www.BusinessClique.com>

<http://www.Amazines.com>

**Make your articles available from your website.** Include a note on your articles which states they are available for reprint as long as your byline and links remain intact.

**Offer your articles to members of your networking groups or people you know that have newsletters targeting your market.**



## 7. Specific Product Campaigns

The Wonderful Web Group has a simple suite of programs, ranging from lower cost to high end. We always create great free training to build the relationship with your referrals and help them decide if our program is best for them.

You can get affiliate links to our free training and also directly to our sales pages so you can choose what works best for your followers.

We will let you know when we are launching a new marketing campaign so you can schedule your marketing calendar and promote.

## 7. Promoting on your Website or Blog

Another way to promote the Wonderful Web Group is on your web site or blog. You can do this in 2 ways: with a banner ad or with a text link. You can obtain a banner link from the Referral Partner Area and insert it anywhere on your web site.

Our banners always have a “call to action” and are great to use on your blog, side bar of your website and also great to use with your link on Facebook and other social media sites.

The best way to promote the Wonderful Web Group on your web site or blog is with a link in a paragraph that encourages people to click the link and visit our sites.



## Making Your Affiliate Program Succeed

The keys to making your affiliate program work are very simple:

1. **Share with others based on your own natural enthusiasm, your own desire to share something and make a difference.**
2. **Get the word out through various channels on a consistent basis through personal sharing, newsletters, discussion groups, articles and through your web site and blog.**
3. **Make sure you download all our freebies and even invest in Wonderful Web products yourself.** That way you can speak with personal experience when you endorse them.
4. **Don't SPAM.** It will only hurt you and us. Anyway, it won't work.
5. **Always test your links** to ensure they work.
6. **Don't get discouraged if your response rate is small at first.** People will only buy when they are ready and it can take time for them to feel comfortable about buying online. Even if they order a year after you have referred them, you will still get paid.
7. **Keep on trying and your efforts will eventually be rewarded.** Try different methods until you find which referral method works best for you and your contacts. Then you can start earning commissions on a consistent basis.

Good luck and I look forward to a long and profitable relationship.

*Janet Beckers*

The Wonderful Web Group